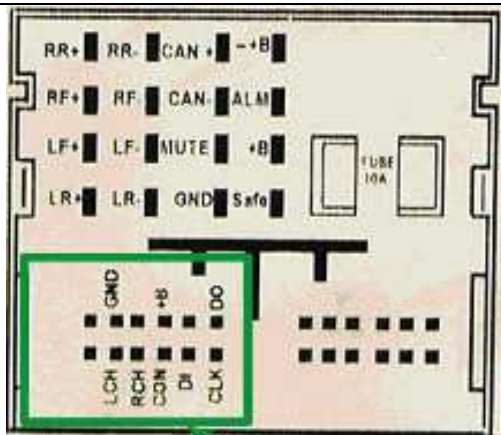


Harness compatibility chart – GROM Audio

Below chart matches connector at the back of the stereo with the appropriate adapter and cable SKU for GROM-USB, GROM-IPOD, GROM-AUX and Car2PC adapters

Car Make	Harness at the back of the radio	Adapter SKU	Cable SKU
Honda/Acura 03+		GROM-USB-HON1 GROM-AUX-HON1 GROM-IPOD-HON1 CAR2PC-HON1	HON1M
Honda/Acura 99-03		GROM-USB-HON GROM-AUX-HON GROM-IPOD-HON CAR2PC-HON	MBUS
Honda/Acura 91-98		GROM-USB-HON GROM-AUX-HON GROM-IPOD-HON CAR2PC-HON	HON92
Toyota/Lexus 98-03		GROM-USB-TOY GROM-AUX-TOY GROM-IPOD-TOY CAR2PC-TOY	TOY1
Toyota/Lexus 03+		GROM-USB-TOY GROM-AUX-TOY GROM-IPOD-TOY CAR2PC-TOY	TOY
Rover		GROM-USB-BMW GROM-AUX-BMW GROM-IPOD-BMW CAR2PC-BMW	RVR

VW Double Din (stereo is 4 inches in height)

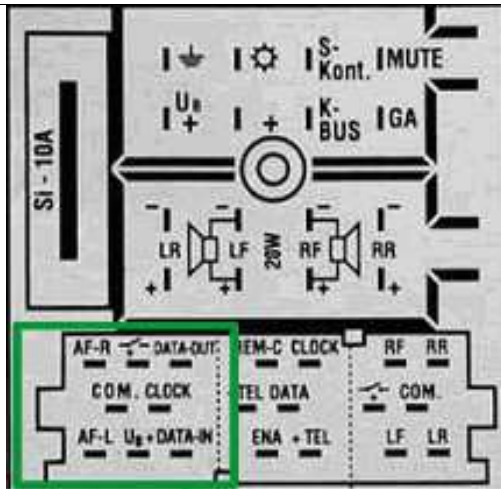


connection port

**GROM-USB-VAG
GROM-AUX-VAG
GROM-IPOD-VAG
CAR2PC-VAG**

VAGD*

**VW Single DIN (stereo is 2 inches in height)
AUDI all**




connection port

**GROM-USB-VAG
GROM-AUX-VAG
GROM-IPOD-VAG
CAR2PC-VAG**

VAGS*

**BMW 98-06
MINI**








○ connection wires
□ connect 10-pin audio cable here

Or

**GROM-USB-BMW
GROM-AUX-BMW
GROM-IPOD-BMW
CAR2PC-BMW**

BMW

	 <p>○ connection wires □ connect 10-pin audio cable here</p>		
<p>Mercedes 94-98</p>	 <p>connection port</p>	<p>GROM-USB-MB GROM-AUX-MB GROM-IPOD-MB CAR2PC-MB</p>	<p>MB</p>
<p>Mazda</p>		<p>GROM-USB-MAZ GROM-AUX-MAZ GROM-IPOD-MAZ CAR2PC-MAZ</p>	<p>MAZ02</p>
<p>Nissan/ Infiniti</p>		<p>GROM-USB-NIS_CDC GROM-USB-NIS02 GROM-IPOD-NIS02 GROM-IPOD-NISCDC GROM-AUX-NIS02 GROM-AUX-NIS_CDC</p>	<p>NIS02</p>

<p>Volvo 01-06</p>		<p>GROM-USB-VOL01 GROM-IPOD-VOL01 GROM-AUX-VOL01</p>	<p>VOL01</p>
<p>Volvo 94-00</p>		<p>GROM-USB-VOL94 GROM-IPOD-VOL94 GROM-AUX-VOL94</p>	<p>VOL94</p>
<p>Subaru</p>		<p>GROM-USB-SUB08</p>	<p>SUB08</p>
<p>Hyundai</p>		<p>GROM-USB-HYU</p>	<p>HYU08</p>

Notes:

* For VW/AUDI/Seat/Skoda interfaces with VAGS or VAGD cable: **there is a black single cable on the vehicle specific harness that you will need to attach to the metal part of the car stereo chassis (car stereo body).** Without attaching the black cable to the chassis of the stereo GROM adapter will not work! Please read the instructions in you booklet or at <http://gromaudio.com/documents.html>